





Name _____

Memory Verse Code

Use the code below to fill in the blanks and complete the verse.

Jesus _a_d to he_, " _ am
the _e_u_ _ection and the
l_fe. Whoe _e_ bel _e_e_
_n me, though he d _e, yet
_hall he l _ _e."

John 11:25

Key:  = I  = R  = S  = V

Pass the Basket

Materials

- ☐ Basket filled with chocolate eggs or other small, wrapped candies
- ☐ Optional: seasonal or praise music

Instructions

Have students sit in a circle or at tables and pass the basket around until you say, "Pause" or stop the music. The student holding the basket then shares a favorite Easter memory or tradition and takes one treat from the basket. Say "Pass" or restart the music to have students continue passing. Continue until all students have had a chance to share and take a treat.

You may change the discussion question (e.g., share one thing they love about Jesus or church), or have students who have taken a treat move back from the circle to avoid repeats.

Optional: ask students questions from previous lessons to earn a treat when the basket stops with them.

Now You See It

Materials

- ☐ White board
- ☐ Marker and eraser for white board

Instructions

Write the memory verse on the board. Recite the verse together. Choose a student to come up to the board and erase one or two words at a time. Have the class recite the entire verse each time another word is erased. Continue erasing words and reciting until all of the words are gone. Then ask students to try reciting the whole verse without any words left on the board.

Review Card Relay

Materials

- ☐ Index cards
- ☐ Tape or poster putty
- ☐ Memory Verse Poster

Instructions

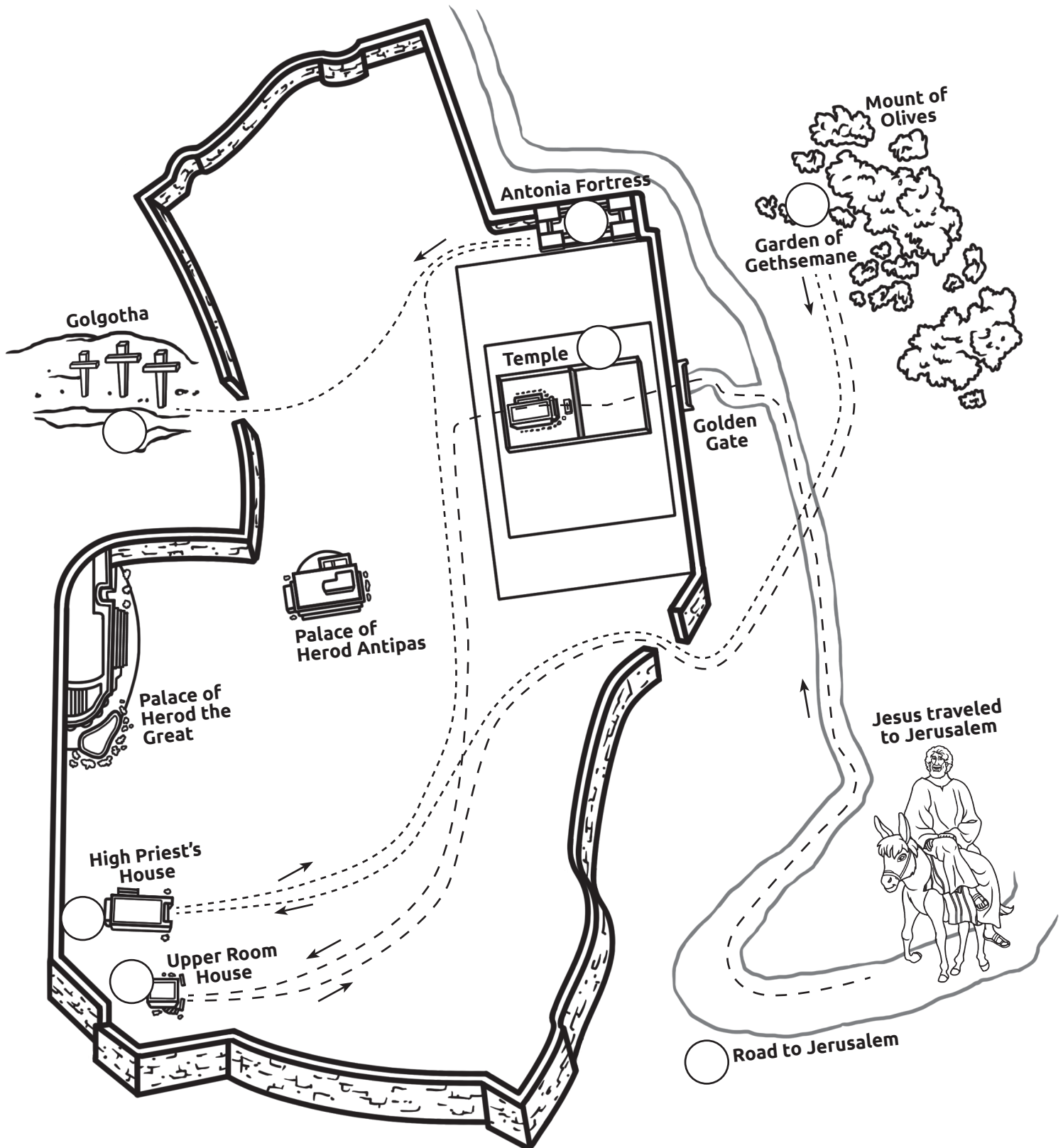
Write one or two words from the memory verse on each index card. Make one set for each team. Divide the class into teams. Randomly lay out each set of cards facedown on the floor—one set for each team. Put a piece of poster putty or tape on each one. Place the Memory Verse Poster where students can see it.

Have teams line up away from the cards. When the relay begins, the first student in each line will race to the cards, pick one up, and put it on the wall or board. As the relay continues, students will put each card on the board in the proper order. They may need to rearrange the cards to fit others.

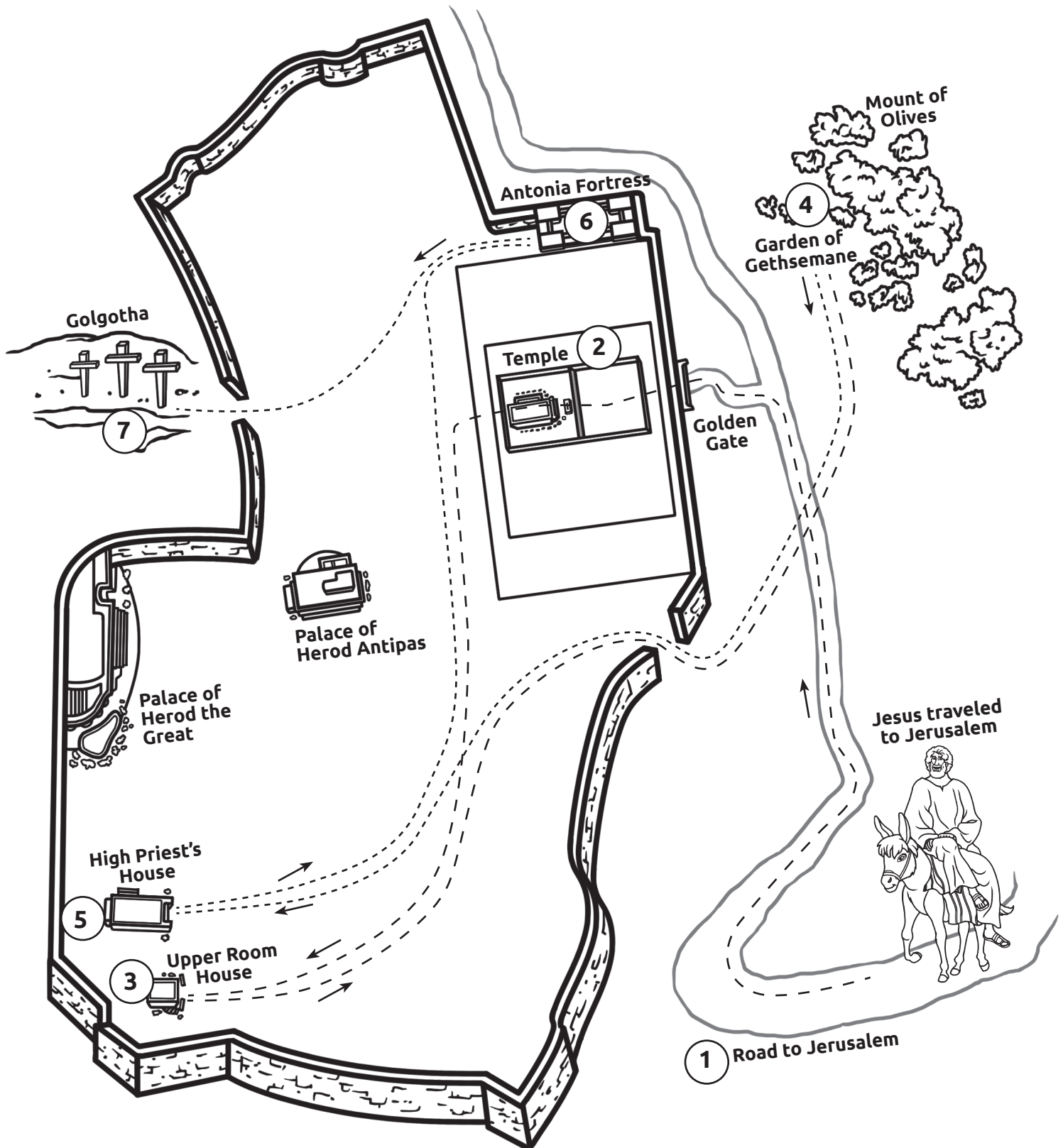
When finished, have the class read the verse aloud together.

Name _____

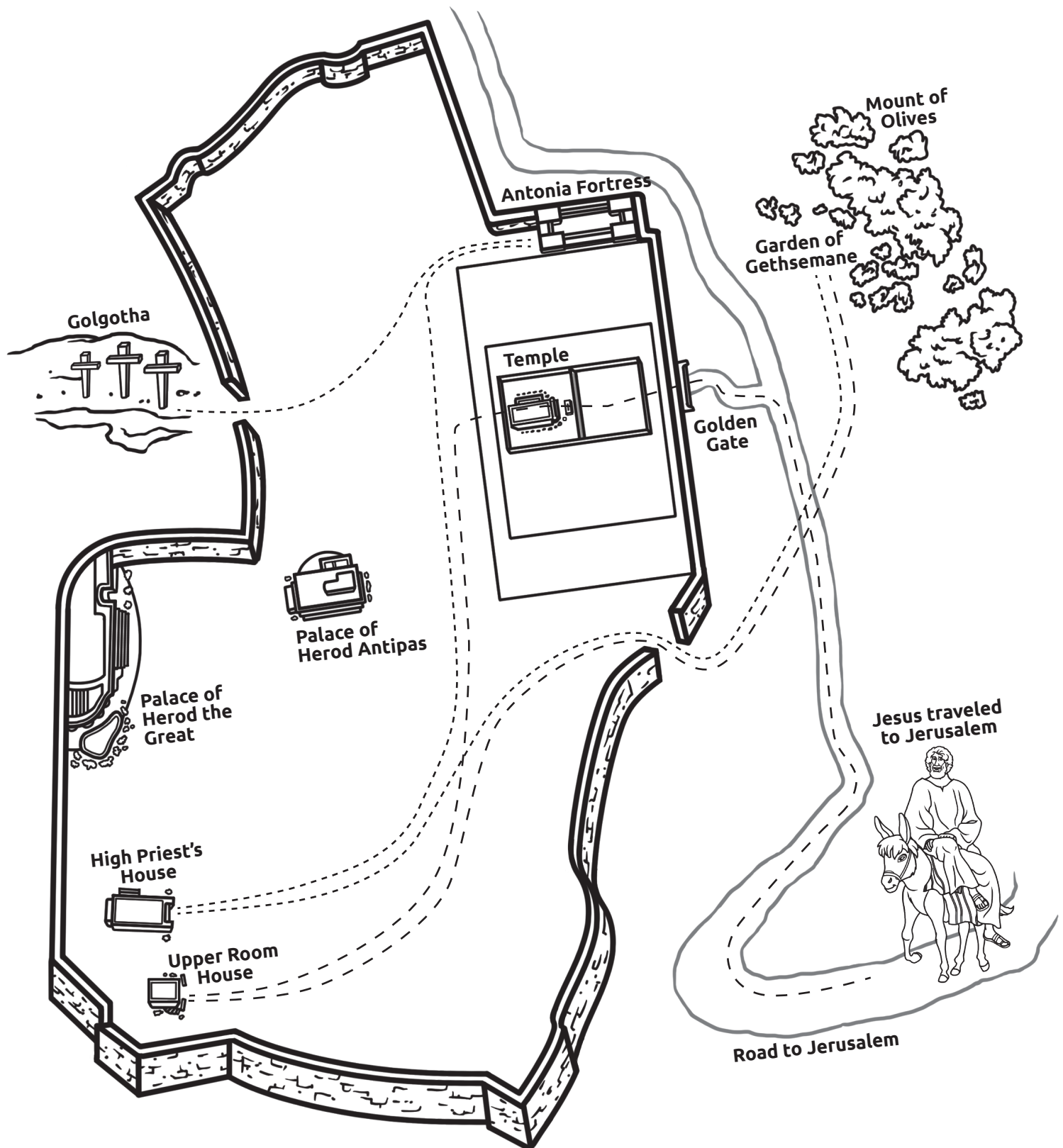
Class Notes



Class Notes Answer Key



Map of Jerusalem



Review Questions

1. What is the big problem that all people are born with? What is the bad news? *We are all sinners. We deserve punishment. We are separated from God.*
2. Who did God promise to send to save us? It is a title for Jesus. *Messiah, Savior, King.*
3. Why did Jesus come to earth? *To die. To save us from our sins.*
4. What city did Jesus travel to, knowing he would die there? *Jerusalem.*
5. Before Jesus went into Jerusalem, Jesus sent two of his disciples to get what animals and bring them to him? *Donkey and colt (baby).*
6. When the people of Jerusalem saw Jesus coming, what did they lay down on the road to welcome him? *Cloaks and tree branches.*
7. What word did they shout, which means “save now”? *Hosanna.*
8. What did many Jewish people think that the Messiah would save them from, the Romans or their sins? *The Romans.*
9. What did Jesus do when he entered the temple? *Drove out the merchants and money changers who were set up there and cheating the people.*
10. What was the temple supposed to be used for? *A place of worship and prayer.*
11. Who hated Jesus and planned to kill him? *Religious leaders, chief priests, elders.*
12. Where did Jesus and his disciples share the last supper together? *Upper room of a house.*
13. During the last supper, what two things did Jesus use to give the disciples a picture of his body and blood being given as a sacrifice for sinners? *The bread and the wine.*
14. Where did Jesus and the disciples go after the last supper? *Garden of Gethsemane.*
15. Which disciple betrayed Jesus? *Judas.*
16. What did Judas do to betray Jesus? *He was paid by the chief priests to help them capture Jesus. He led the guards to the garden.*
17. What punishment did the religious leaders say Jesus deserved? *Death.*
18. Which Roman governor knew Jesus was innocent but handed him over to be crucified anyway? *Pontius Pilate.*
19. Where was Jesus crucified? *Golgotha; The Skull.*
20. What did Jesus say about the people who made fun of him on the cross? *He asked God to forgive them.*
21. What amazing things happened at Jesus’ death? *Darkness came over the land; the temple curtain was torn in two from top to bottom.*
22. Who believed Jesus was the Son of God when he saw the things that happened and how Jesus died? *The Roman centurion.*
23. Because of Jesus’ death in our place, what can we now have? *Forgiveness of sin. Direct prayer to God. Promise of heaven after death.*
24. In our memory verse, John 11:25, Jesus said that he is the resurrection and the what? *Life.*

Pom-Pom Paint Craft

Materials

- ☐ Craft foam sheets in various colors
- ☐ Washable paints (not watercolor) in various colors
- ☐ Pom-poms (1½-inch) several for each paint color
- ☐ Clothespins for each pom-pom
- ☐ Foam plates
- ☐ Painter's tape (1-inch wide)
- ☐ Markers
- ☐ Hole punch
- ☐ Narrow ribbon or yarn
- ☐ Optional: glue and glitter

Instructions

Pour several colors of paint onto foam plates and set on tables for students to share. Pinch each pom-pom with a clothespin to use in place of paintbrushes.

Pass out one foam sheet to each student. Have students apply one strip of painter's tape across the top about two inches from the top edge, leaving a small space at right and left sides. This will be the crossbeam of their finished cross. Next, have students apply a longer strip vertically, crossing over the first piece of tape to create a cross on their sheet. Have students rub the tape down so it is secure around the edges.

Direct students to hold the pom-pom with the clothespin and dab the top of it into the paint. Make large dots by pushing straight down on the pom-pom. Encourage the students to create their own design all around the cross. It's okay to get paint on the tape; it will be peeled off later.


Allow paint to dry then gently peel the tape from the foam, leaving a cross in the middle of the design. Have students write, "Jesus died for me!" on their cross. Punch two holes at the top and tie ribbon or yarn through to make a hanger.

Optional: have students add a small amount of glue around the edge, around the cross, or on several dots and add glitter. Send home on a foam plate to allow glue to dry.

NOTE: You may want to wash out the pom-poms and let them dry to be used again.

Suggested Discussion

The cross is more than a religious symbol or decoration. It shows how much Jesus loves us! He was willing to be crucified on a cross when he didn't deserve to die. He was perfect, but he chose to give his life to pay the punishment we deserve for our sins. Because of Jesus' death and resurrection, we can come directly to God and ask forgiveness for our sins. When we are truly sorry and trust in Jesus to save us, God forgives us and makes us his child.



Jerusalem Road Relay

Materials

- ☐ Paper towels or paper plates, at least one per student plus several extra
- ☐ Masking tape

Instructions

Use tape to mark a start line and a finish line if there's no wall to touch across the room. Divide students into two teams (or more, based on class size). Explain that just as the people laid down their cloaks and branches so Jesus' donkey would walk over them, the teams will be making their way across the room using the towels/paper plates to step on so they do not touch the ground.

Give each student a towel/paper plate to stand on. Give the last student in each team's line one extra towel/paper plate. When you say "Go!" the last student will pass the towel/plate up through the team's line to the first student. The first student will place the towel/plate down in front as far as he can step then move to stand on it. All other team members take one step forward to the next towel/plate. The last student picks up the towel/plate he just stepped off and passes it up to the front. Teams continue to move across the room by passing and stepping as fast as they can. You may choose to send a student to the back of his team's line if he steps on the ground. The first team to cross the finish line or touch the wall wins.

Variation 1: have two teams line up and just the first students in line use two towels/plates to race across the room and back by stepping on one, moving the other, stepping onto it, picking up the other and moving it ahead, etc. When they return to the line, the next student takes the towels/plates and races there and back. First team to have all team members finish wins.


Variation 2: instead of having teams race, have the whole class move as one team around the room or down a hallway. Time them and then see if they can beat their time. This is a good option for a smaller class.

Suggested Discussion

When Jesus rode on a donkey into Jerusalem, people took off their cloaks and laid them on the road before he came. They also cut tree branches and laid them on the road. This covered the dirt and made a special path for Jesus to ride on into the city. This was how people welcomed kings! Even though people welcomed Jesus when he first came, he knew that he would be put to death. But he came anyway because he loved us so much.

Name _____

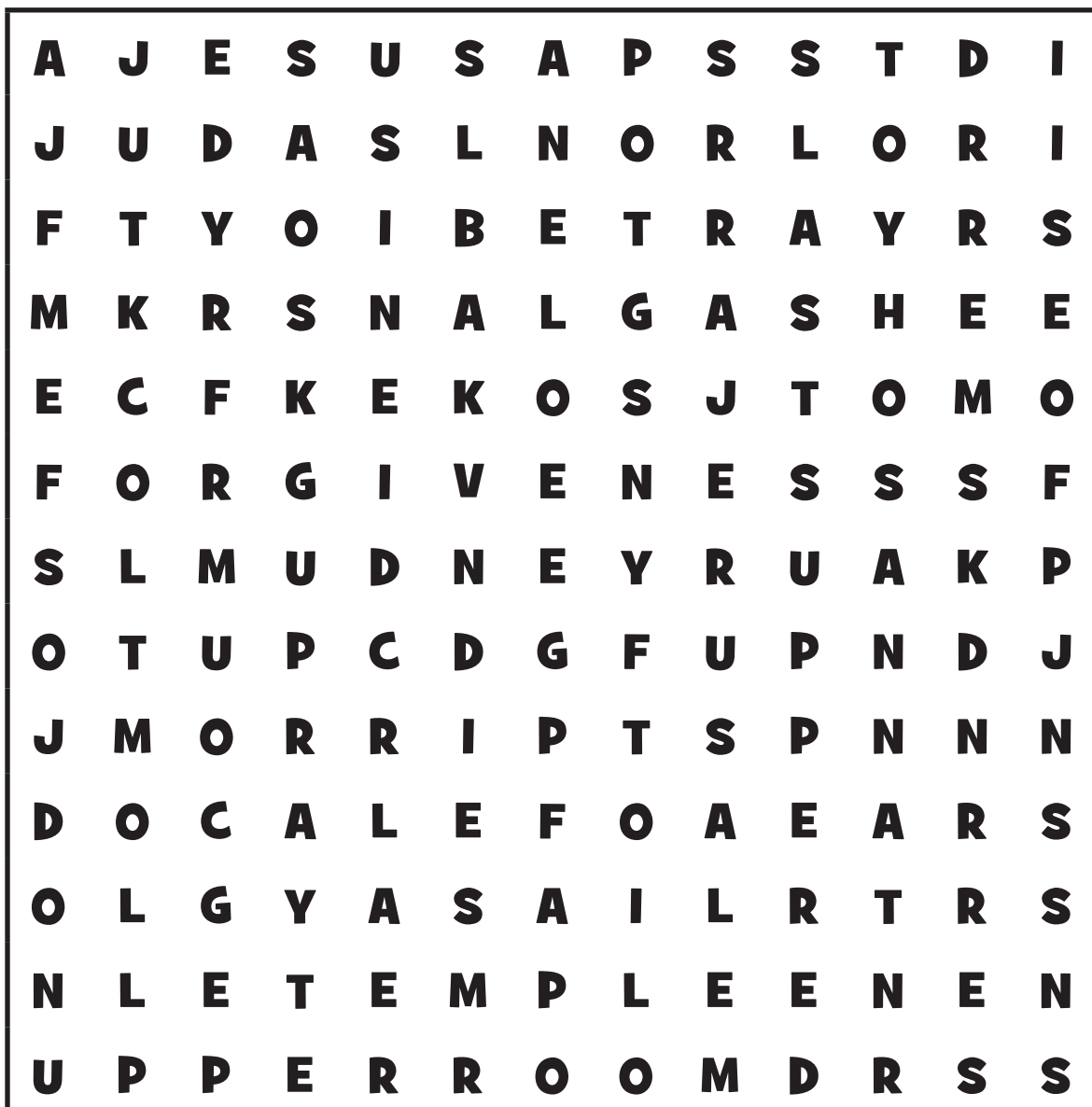
Hosanna!



Name _____


Word Search

BETRAY	FORGIVENESS	JESUS	PRAY
CROSS	GARDEN	JUDAS	SIN
CRUCIFIED	HOSANNA	KING	TEMPLE
DONKEY	JERUSALEM	LAST SUPPER	UPPER ROOM



Word Search Answer Key

BETRAY	FORGIVENESS	JESUS	PRAY
CROSS	GARDEN	JUDAS	SIN
CRUCIFIED	HOSANNA	KING	TEMPLE
DONKEY	JERUSALEM	LAST SUPPER	UPPER ROOM



Borrowed Games & Crinkled Jeans

“Oh, wow! I love this game. Can we play it?” Justin asked his neighbor, Matt.

“Sure!” Matt replied as he turned on the video game. “This is my brand-new game, so you have to build your character first then you can explore and find neat stuff.”

“This is great,” said Justin excitedly. “I’ve only played a little bit with Jessie, but I had to use her princess character—yuck!” Justin made a goofy face.

“Well, I’ll let you make a good character just the way you like. Or maybe I should make you use a princess, too,” Matt teased.

Matt showed Justin which buttons to push so his character could walk around on the screen and collect energy balls and jewels. Not long after he got started, Matt’s mom came into the room. “Justin, your mom wants you to go home now.”

“Aww. I just got going.” Justin hung his head sadly. Then he jumped up excitedly and asked, “Can I take your game home with me? I can work on collecting stuff so I won’t be so far behind you next time we play.”

“Umm.” Matt thought for a minute. “I guess so. But you have to bring it back on Saturday so we can play it some more—and you can’t go past level 3.”

“I won’t. Thanks, Matt!” Justin grabbed the game disc and ran home.

All week long, Justin raced to his room after school and did his homework as fast as possible so he could play the video game. He wanted to be on the same level as Matt by Saturday.

“Today, I’ve gotta find that gigantic jewel,” Justin said to his mom, who was folding laundry.

Justin turned on the game player and stared at the screen, waiting for something to happen. But the screen was blank. Justin poked the eject button to make the disc come out, but the machine was empty. “Huh? Where did the game go? Mom! Have you seen Matt’s game disc?”

“No, not lately. Where did you put it last?” Mom asked. “Did you put it up high where Ellie can’t reach it?”

“Oh no!” Justin said with a look of panic on his face. “I don’t know; I can’t remember.”

Just then, Ellie wandered into the room dragging her baby doll by its feet. “Ellie,” Mom said, “did you take the game disc that was in here?” She pointed to the player.

Ellie looked at Justin, who was waiting nervously for her answer. “No.” Ellie shook her head.

“Ellie, are you sure?” Justin asked. “Did you see the disc I was using?”

“Da round disc wif a hole?” Ellie perked up.

“Yes! That one! What did you do with it?”

“I dint do nuffing. You put it in yo pocket,” Ellie replied.

Justin gasped. “Oh yeah, I remember.” Justin quickly checked his pockets, but there was no disc.

“You had it yesterday,” said Mom as she continued folding the clean clothes. “What pants were you wearing then?”

“My brown—uh oh,” Justin gulped as he watched his mom lift out a pair of brown jeans from the laundry basket. “Those,” he said.

“These?” she asked as she held up the crinkled jeans.

Justin grabbed the jeans and shoved his hands into the pockets. Sure enough, the game disc was there. Justin pulled it out and looked at the scratched-up disc. “It’s ruined! Matt’s gonna be so mad.”

“I’m sorry, Justin,” Mom said. “But you know that you need to check your pockets before you put your clothes into the laundry hamper.”

“I know. I guess I’ll have to buy a new game for Matt,” Justin moaned. “That’ll take forever!” Justin plodded through the kitchen and out the back door. He sat down on the porch steps, staring sadly at the ruined disc.

“Hi, Justin!” said Jessie as she came through the gate and sat by him on the porch. “What’s wrong?”

Justin showed her the ruined disc and explained how he’d have to buy a new one for Matt, but didn’t have enough money.

Jessie listened then asked, “What game is it? I can’t read the label.”

When Justin told her the name of the game, Jessie got a strange look on her face and suddenly jumped up. “I’ve gotta go, Justin. See ya later.” And she ran home.

Saturday finally came, but Justin wasn’t happy about it. He woke up worrying about how he was going to break the news to Matt that his favorite new game had been ruined.

Justin did his best to eat some breakfast, but his stomach felt like a rock. He knew he would have to apologize, but he didn’t know how he would ever be able to buy a new game for Matt. He knew it cost a lot of money—more than he could earn even with months of extra chores.

Justin trudged over to Matt’s house. He stared at his shoes while he waited for the door to open. He was surprised when Jessie opened the door. “Hey, Justin! Come on in,” she said cheerfully.

Justin walked into Matt’s family room. He took a deep breath and told Matt what happened to the game he borrowed. “I’m really sorry; it was all my fault it got ruined.”

Matt and Jessie looked at each other, then they both grinned. “Justin,” Matt explained, “Jessie told me what happened to my game disc. At first, I was super mad. But then she gave me this.” Matt held out a game disc that looked exactly like the one Justin had borrowed.

“Huh? Jessie bought you a new one?” Justin was confused.

“No, Justin,” said Jessie. “It’s the one I had. You remember, I made you play it as a princess.” She giggled. “I knew you couldn’t pay for a new one, and I didn’t want you to be sad anymore or have Matt be mad at you. So, I gave him my game.”

“Yeah, so you don’t have to buy me a new one,” Matt chimed in. “Jessie already took care of it.”

“I figured I could just play the game here with you guys.” Jessie smiled.

Justin looked at Jessie in shock. “Wow! Thank you, Jessie. You’re the best friend ever!”

“Let’s play!” Matt shouted as he put the disc into the player.

“I’m the princess!” Jessie exclaimed.

“I’m the red guy with the hat,” Matt said.

“And I’m so happy, I don’t care what character I am,” laughed Justin.

