



Name _____

Memory Verse Code

Use the code to fill in each blank and complete the verse.

J _ s _ s said _ o h _ r, "I am
h _ r s _ rr _ c _ ion and h _
if _ . Who _ v _ rb _ i _ v _ sin
m _ ,
tho _ gh h _ di _ , y _ sha _
h _ iv _ ."

John 11:25

Key: =E =L =T =U

Easter Clues

Materials

- ☐ White board and markers or paper and pencil
- ☐ Eraser
- ☐ Clue Words (see list below)


Instructions

Note: this game is a variation of Hangman except students will draw a cross instead of a hangman. Choose one student to be the drawer and tell him a clue word(s) from the list below.

Have the drawer mark blanks (short lines) on the board/paper for each letter in the clue word(s) then write out the alphabet below the blanks. Other students will take turns guessing a letter. If the letter is in the word(s), the drawer writes the letter on all the blanks it appears then crosses out that letter in the alphabet. If the letter isn't in the word, the drawer adds a section to the cross (hill, bottom left side of cross, bottom right side, left crossbeam, right crossbeam, top) and crosses out that letter in the alphabet.

The students will continue guessing letters until they can either guess the word(s) or until the drawer completes all six sections of the cross drawing. The drawer wins if the cross is completed; the students win if they guess the word(s).

Continue as time allows, using other clue words and choosing different students to be the drawer. You may also allow students to think of their own words/phrases related to Easter.



Suggested Discussion

Some of these words sounded familiar, didn't they? We talked about how Jesus rode into Jerusalem on a donkey and the people welcomed him as a king, but then he was crucified. Today we'll learn what happened after Jesus died. Listen carefully to the lesson and see how many of these other words you recognize.

Clue Words

Donkey	Golgotha	Empty tomb
Hosanna	Savior	He is risen
Guards	Angel	Stone rolled away

Now You See It

Materials

- ☐ White board
- ☐ Marker and eraser for white board

Instructions

Write the memory verse on the board. Recite the verse together. Choose a student to come up to the board and erase one or two words at a time. Have the class recite the entire verse each time another word is erased. Continue erasing words and reciting until all of the words are gone. Then ask students to try reciting the whole verse without any words left on the board.

Review Card Relay

Materials

- ☐ Index cards
- ☐ Tape or poster putty
- ☐ Memory Verse Poster

Instructions

Write one or two words from the memory verse on each index card. Make one set for each team. Divide the class into teams. Randomly lay out each set of cards facedown on the floor—one set for each team. Put a piece of poster putty or tape on each one. Place the Memory Verse Poster where students can see it.

Have teams line up away from the cards. When the relay begins, the first student in each line will race to the cards, pick one up, and put it on the wall or board. As the relay continues, students will put each card on the board in the proper order. They may need to rearrange the cards to fit others.

When finished, have the class read the verse aloud together.

Name _____

Class Notes

Is the statement true or false? Circle the  for true and the  for false.

1. A wealthy man named Joseph placed Jesus' body in his tomb.



2. The religious leaders wanted to place guards at Jesus' tomb because they cared about protecting Jesus' body.



3. The angel moved the stone away from the tomb so Jesus could come out.



4. The soldiers became paralyzed with fear, or fainted, when the angel came to the tomb.



5. The women who came to the tomb were the first to find out about Jesus' resurrection.



6. While the disciples were hiding in a locked room, Jesus knocked on the door to be let in.



7. The Old Testament says nothing about the Savior rising from the dead.




8. The women were the only ones who saw Jesus after he rose from the dead.



9. The resurrection changed the disciples from being afraid to boldly sharing the good news that Jesus died and rose again.



10. Because Jesus died and rose again, we can have forgiveness of our sins and eternal life.



Class Notes Answer Key

Is the statement true or false? Circle the  for true and the  for false.


1. A wealthy man named Joseph placed Jesus' body in his tomb.
True.



2. The religious leaders wanted to place guards at Jesus' tomb because they cared about protecting Jesus' body. *False. They didn't want the disciples to steal the body.*



3. The angel moved the stone away from the tomb so Jesus could come out. *False. He moved it so people could see that Jesus had risen.*



4. The soldiers became paralyzed with fear, or fainted, when the angel came to the tomb. *True.*




5. The women who came to the tomb were the first to find out about Jesus' resurrection. *True.*




6. While the disciples were hiding in a locked room, Jesus knocked on the door to be let in. *False. He appeared in the room.*



7. The Old Testament says nothing about the Savior rising from the dead. *False. The Old Testament said the coming Savior would suffer and die then rise from the dead on the third day.*



8. The women were the only ones who saw Jesus after he rose from the dead. *False. Over 500 people saw him, including his disciples.*

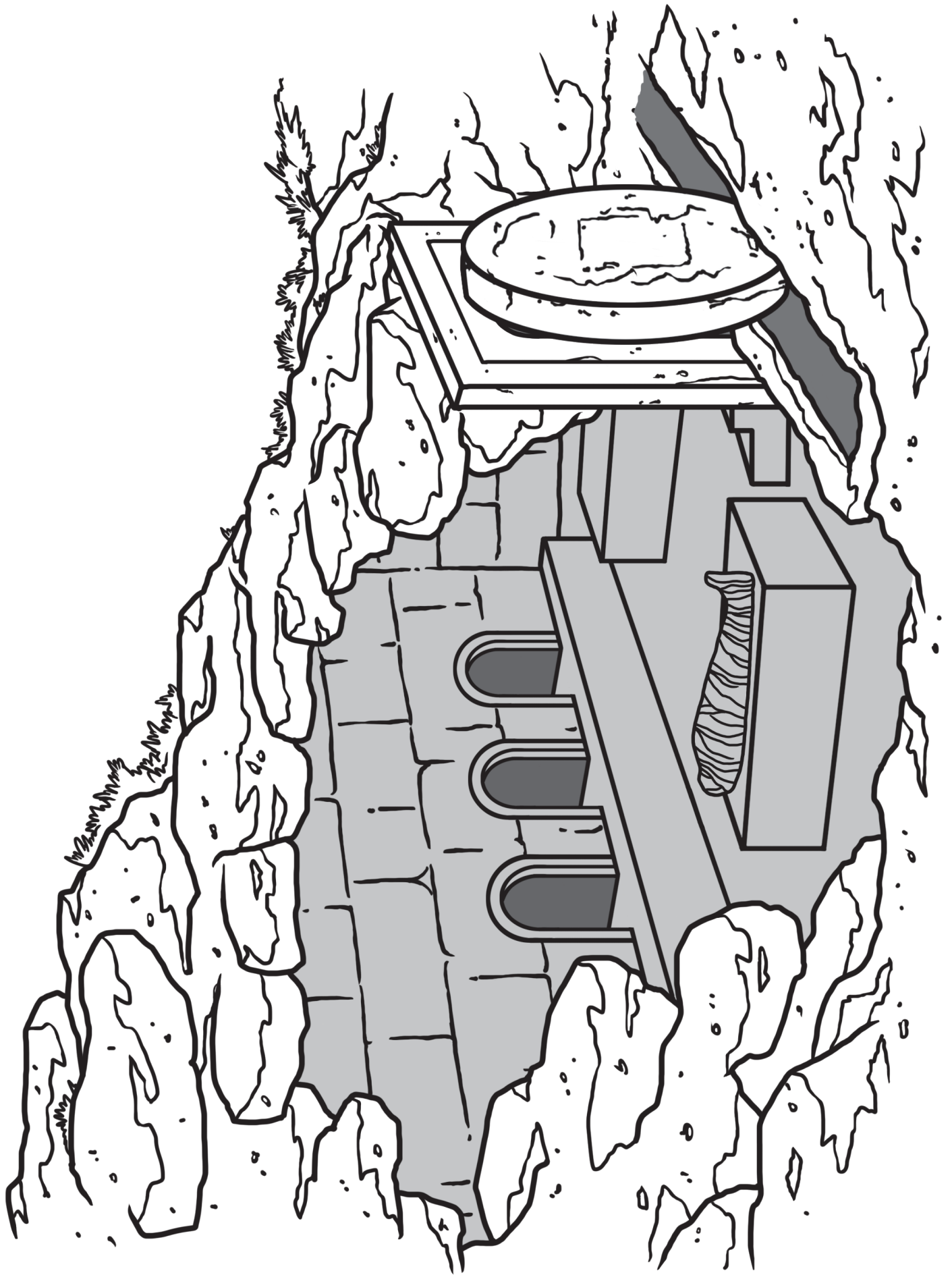


9. The resurrection changed the disciples from being afraid to boldly sharing the good news that Jesus died and rose again. *True.*



10. Because Jesus died and rose again, we can have forgiveness of our sins and eternal life. *True.*





Review Questions

1. Name one of the Gospel books that tell about Jesus' crucifixion and resurrection. *Matthew, Mark, Luke, John.*
2. Who took Jesus' body off the cross and placed it in his tomb? *Joseph.*
3. What are the strips of cloth called which Joseph used to wrap Jesus' body? *Linens.*
4. What was rolled in front of the entrance to the tomb where Jesus was laid? *A large stone.*
5. What were the religious leaders afraid the disciples would try to do? *Steal the body of Jesus and claim he'd risen from the dead.*
6. What did the leaders and Pilate do to protect the tomb? *Seal the stone and put guards on watch.*
7. Who came to the tomb early in the morning to prepare the body of Jesus for burial? *Women who were followers of Jesus (Mary Magdalene and the other Mary).*
8. Who rolled the stone away from the tomb? *An angel.*
9. Why did the angel roll the stone away? *So people could see that Jesus had risen.*
10. What did the guards do when the earthquake happened and the angel came down from heaven? *They became paralyzed with fear or fainted.*
11. What great news did the angel tell the women? *Jesus was risen. He was alive!*
12. When the women ran to tell the disciples, who appeared to them? *Jesus.*
13. How did the disciples respond when the women said Jesus was alive? *They did not believe it.*
14. Which two disciples raced to the tomb to see it for themselves? *Peter and John.*
15. What did they see in the tomb? *The linens that had been wrapped around Jesus' body.*
16. What story were the guards paid to spread about what happened to Jesus? *That the disciples came and stole Jesus' body while they slept.*
17. Why did the disciples have the doors locked? *They were afraid of being arrested by the Jewish leaders for following Jesus.*
18. When Jesus appeared again while Thomas was there, what did Jesus do? *He showed Thomas his nail marks and wounds so he would know it was him.*
19. What Scriptures did Jesus use to teach the two followers on the road to Emmaus about himself? The Old or the New Testament? *Old Testament.*
20. What can we have because of Jesus' death and resurrection? *Forgiveness of sin and eternal life.*
21. About how many people saw Jesus after he rose again: only the women, only the disciples, or more than 500 people? *More than 500.*
22. How did the resurrection change the disciples? They went from being afraid to being what? *Bold witnesses for Jesus.*
23. What is one story that people make up about the crucifixion or resurrection because they don't believe that Jesus is God? *That Jesus didn't really die on the cross, that he didn't rise from the dead, that the disciples/women and others who saw Jesus after his resurrection were having hallucinations (imagining it).*
24. Where is the memory verse found in the Bible? *John 11:25.*
25. According to the memory verse, what two things did Jesus say he is? *The resurrection and the life.*

Edible Empty Tomb

Materials

One of the following for each student:

- ☐ Small paper/plastic plates
- ☐ Graham cracker squares
- ☐ Mini chocolate donuts
- ☐ Mini round cookies
- ☐ Toothpicks
- ☐ Risen Labels (following page)

Enough to share:

- ☐ Vanilla frosting
- ☐ Green food coloring
- ☐ Plastic knives
- ☐ Tape
- ☐ Optional: cookie crumbles, sprinkles, decorative candies



Instructions

Before class: Print and cut out one Risen Label for each student. Prepare bowls of frosting (stir in green food coloring) and supply knives at each table. Cut off one edge of each donut just under the hole. Break graham crackers into squares.

During class: Pass out one plate and one graham cracker square to each student. Have students form a small circle of frosting in the center of their plate and gently press their cracker onto the frosting to hold it still. Then have students frost the top of the graham cracker.

Pass out one pre-cut donut and one cookie to each student. Have students press their donut, hole side down, onto the top of the frosted graham cracker to form the empty tomb. Then place one cookie next to the hole in the donut to represent the stone rolled away from the entrance. If desired, use cookie crumbles, sprinkles, or other candies to decorate the frosting around the tomb.

Have students color one Risen Label and tape it onto one end of a toothpick. Poke the opposite end into the donut as a flag.

Suggested Discussion

When the women came to the tomb where Jesus was laid, an angel had rolled away the stone that was in front of the entrance so they could see it was empty. The angel told them Jesus had risen just as he said. The women were so happy! They ran to tell the disciples the good news. We should be excited to share the good news of the resurrection with others, too!

Take this resurrection snack home with you and tell someone what it's all about before you eat it up!

Jesus is risen!

؛ﺋﻪﺳﻴﺎ ﺳﻰ ﺳﺮﺳﻪﻑ

Jesus is risen!

؛ﺋﻪﺳﻴﺎ ﺳﻰ ﺳﺮﺳﻪﻑ

Jesus is risen!

؛ﺋﻪﺳﻴﺎ ﺳﻰ ﺳﺮﺳﻪﻑ

Jesus is risen!

؛ﺋﻪﺳﻴﺎ ﺳﻰ ﺳﺮﺳﻪﻑ

Jesus is risen!

؛ﺋﻪﺳﻴﺎ ﺳﻰ ﺳﺮﺳﻪﻑ

Jesus is risen!

؛ﺋﻪﺳﻴﺎ ﺳﻰ ﺳﺮﺳﻪﻑ

Jesus is risen!

؛ﺋﻪﺳﻴﺎ ﺳﻰ ﺳﺮﺳﻪﻑ

Jesus is risen!

؛ﺋﻪﺳﻴﺎ ﺳﻰ ﺳﺮﺳﻪﻑ

Jesus is risen!

؛ﺋﻪﺳﻴﺎ ﺳﻰ ﺳﺮﺳﻪﻑ

Jesus is risen!

؛ﺋﻪﺳﻴﺎ ﺳﻰ ﺳﺮﺳﻪﻑ

Jesus is risen!

؛ﺋﻪﺳﻴﺎ ﺳﻰ ﺳﺮﺳﻪﻑ

Jesus is risen!

؛ﺋﻪﺳﻴﺎ ﺳﻰ ﺳﺮﺳﻪﻑ

Jesus is risen!

؛ﺋﻪﺳﻴﺎ ﺳﻰ ﺳﺮﺳﻪﻑ

Resurrection Race

Materials

- ☐ White board or paper
- ☐ Markers or pencils
- ☐ Eraser
- ☐ Masking tape

Instructions

Divide students into two teams (or more, based on class size). Divide the board into sections or supply paper attached to the wall or on a table for each team. Have markers or pencils available. NOTE: if you use paper, make sure markers won't soak through to the wall or table.

Write the phrase "Jesus is risen" on the board or on paper for reference. Use tape to mark a start line across the room from the board/paper and have teams line up. Explain that teams will be racing to complete the phrase "Jesus is risen," writing one letter at a time.

When you say "Go!" the first students will race to the board/paper, write the letter J, leave the marker there, run back to their line, and tag the next person. The next students will run to write the letter E and so on until teams complete the phrase. The first team to complete the phrase and return to their line wins.

You may repeat the race, giving the students a new phrase to complete (e.g., Jesus rose from the grave, Jesus is alive, The tomb is empty, or Happy Resurrection Day) or having students run backwards, hop, or complete another action to get across the room and back.

Suggested Discussion

A lot of running happened in our lesson today. The women raced to tell the disciples that Jesus appeared to them. Peter and John raced to the empty tomb. And the two followers Jesus spoke to on the road hurried back to Jerusalem to tell others they'd seen Jesus.

Jesus' followers were excited to hear the good news that Christ had risen. Jesus conquered death so we can have forgiveness and eternal life. We should be excited to share this message with our friends and family, too.

Name _____



Jesus rose from the dead.

Musical Bears & Beautiful Balloons

“What’s wrong, Jessie?” asked Justin as he opened the back door to let Jessie in. He stared at her in alarm.

Jessie sniffled and wiped tears off her cheeks. “Did you hear that Mrs. Smith died today?”

“She did? Oh, no. She was the nicest lady in the whole church!” Justin replied.

“I know. I’m sure gonna miss her.”

“Who are you kids talking about?” asked Justin’s mom walking into the kitchen. The kids explained the news. “Oh, yes, I did hear about that. It’s sad to see her go, but she was 95 years old, and her health was pretty bad.”

“My mom and dad said we’re going to go to her funeral on Saturday. Are you guys going?” Jessie asked.

“Yes, I think we should all go to her memorial. We’ve known Mrs. Smith for a long time. I met her for the first time when she came to cook dinner for me and Dad right after you were born, Justin.”

“Hey, isn’t she the one who gave me the musical teddy bear? It plays ‘Jesus Loves Me.’” Justin thought for a minute. “Hmm. I don’t think I ever got to tell her thank you, since I was so little.”

“I’ve got one of those bears, too!” Jessie remembered.

“Yes, Mrs. Smith absolutely loved all the kids in the whole church. I wouldn’t be surprised if every one of them has a bear like yours. Come to think of it, even Ellie has one.”

“Well, I guess we’ll see you at church on Saturday. Bye!” Jessie headed home. She felt better after talking about the nice things

Mrs. Smith had done and remembering her own special bear.

Saturday was a beautiful, sunny day. Everyone came to the church—it was packed with people who had loved Mrs. Smith and had been loved by her in some way. Justin’s and Jessie’s families sat together near the back. Justin looked around the room. Colorful flowers were everywhere. Justin knew people always brought flowers to a funeral, but he was puzzled when he saw balloons scattered here and there among the flowers.

“Jessie,” he whispered, “what are the balloons for?”

Jessie shrugged. “I don’t know. Maybe Mrs. Smith liked them?” she guessed.

Soon Pastor Jenkins walked up front and everyone grew quiet. He talked about Mrs. Smith’s life and all the ways she had helped at church. A young woman sang one of Mrs. Smith’s favorite songs called, “Jesus Is Risen!”

Then Pastor Jenkins spoke again. “Edith Smith brought the joy and love of Jesus to many people. She gave me this note to read to everyone, especially all you kids.”

Pastor Jenkins unfolded the note and read, “Dear precious children, you don’t need to feel sad when I am gone because I will be in heaven with Jesus, rejoicing and celebrating! You know that Jesus died to pay for our sins, but I want you to understand that Jesus also conquered death and rose again. Remember, all who believe and put their trust in Jesus will have eternal life with him, and we will see each other again in heaven someday!”

“So, kids,” the pastor said as he folded up the note, “today Mrs. Smith wanted each of you to take a balloon outside and let it go up into the sky as a reminder of what Jesus has done. Are you ready?”

“Yes!” all the kids replied. They each grabbed a balloon on their way outside to the front lawn of the church.

“Ready? Three, two, one!” Pastor Jenkins counted down, and all the children let go of their balloons and watched as they rose—up, up, up!

“Beautiful!” “Wow!” “Lovely!” people exclaimed as they gazed at the balloons rising into the sky.

“Ellie,” said Justin looking down at his little sister, “you’re supposed to let go of the balloon.” Justin reached for Ellie’s balloon string, but Ellie whipped it away.

“No, my bawoon!” she cried as she clutched the string with all her might.

“Oh dear,” said Justin’s mom. “Ellie, Honey, Mrs. Smith wanted you to let the balloon go so it will fly way up high in the sky.”

“Missus Smiff? She’s in heavun?” Ellie looked up at her parents with a sad little face, still holding tight to the balloon.

“Yes, she is. She’s in heaven with Jesus now,” Mom explained.

Ellie looked up at the clouds in the sky then slowly lifted up her balloon and let go. “Here ya go, Missus Smiff. You can have you bawoon back. Bye bye, bawoon!” Ellie waved goodbye to the balloon as it floated through the air. Everyone clapped, and Ellie grinned from ear to ear.

“That was kinda fun,” said Justin. “I thought funerals were supposed to be sad.”

“Well, when someone dies, we are sad because we miss them,” Justin’s dad explained. “But if that person knows Jesus as Savior, they go to be with him in heaven. And there’s nothing sad about that!”

“So, Mrs. Smith’s soul went up to heaven?” asked Jessie.

“Yes, that’s right. That’s what these balloons are supposed to remind us of, how Jesus rose from the dead and how we can go to be with him,” said Jessie’s mom.

“Wow!” Justin exclaimed. “That means Mrs. Smith is in heaven right now!”

“Hey! I just thought of something,” said Jessie with a smile, “when we get to heaven someday, we can tell her ‘thank you’ for our teddy bears.”

“And,” Ellie chimed in, “tank oo for da bawoons!”

