

Name _____

Memory Verse Scramble

Unscramble the words below each blank to complete the verse.

_____ said to her, "I am the
U E S J S

_____ and the
S U N E R C T E R O R I

_____. _____
F L I E R E W O V H E

believes in me, though he _____,
I E D

yet _____ he _____."
L A L H S E I L V

John 11:25

Clue Contest

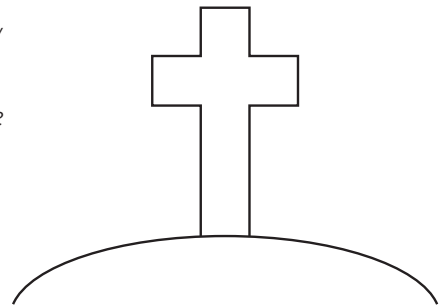
Materials

- ☐ White board and markers or paper and pencil
- ☐ Eraser
- ☐ Clue Words (see list below)

Instructions

Note: this game is a variation of Hangman except the drawer will complete a cross instead of a hangman. Explain that the students will be trying to guess the word(s) before the drawer finishes a picture of a cross.

Choose one student to be the drawer and tell him a clue word(s) from the list below. Have the drawer mark blanks (short lines) on the board/paper for each letter in the clue word(s) then write out the alphabet below the blanks. Other students will take turns guessing a letter. If the letter is in the word(s), the drawer writes the letter on all the blanks it appears then crosses out that letter in the alphabet. If the letter isn't in the word, the drawer adds a section to the cross (hill, bottom left side of cross, bottom right side, left crossbeam, right crossbeam, top) and crosses out that letter in the alphabet.



The students will continue guessing letters until they can either guess the word(s) or until the drawer completes all six sections of the cross drawing. The drawer wins if the cross is completed; the students win if they guess the word(s).

Continue as time allows, using other clue words and choosing different students to be the drawer. You may also allow students to think of their own words/phrases related to Easter.

Clue Words

Good Friday

Son of David

King of the Jews

Donkey

Jerusalem

Empty tomb

Hosanna

Golgotha

He is risen

Now You See It

Materials

- ☐ White board
- ☐ Marker and eraser for white board

Instructions

Write the memory verse on the board. Recite the verse together. Choose a student to come up to the board and erase one or two words at a time. Have the class recite the entire verse each time another word is erased. Continue erasing words and reciting until all of the words are gone. Then ask students to try reciting the whole verse without any words left on the board.

Review Card Relay

Materials

- ☐ Index cards
- ☐ Tape or poster putty
- ☐ Memory Verse Poster

Instructions

Write one or two words from the memory verse on each index card. Make one set for each team. Divide the class into teams. Randomly lay out each set of cards facedown on the floor—one set for each team. Put a piece of poster putty or tape on each one. Place the Memory Verse Poster where students can see it.

Have teams line up away from the cards. When the relay begins, the first student in each line will race to the cards, pick one up, and put it on the wall or board. As the relay continues, students will put each card on the board in the proper order. They may need to rearrange the cards to fit others.

When finished, have the class read the verse aloud together.

Class Notes

Circle the correct answer for each question.

1. Who placed Jesus' body in his tomb?
A. John
B. Joseph of Arimathea
C. Peter
D. Pontius Pilate
2. Why did the religious leaders want to place guards at Jesus' tomb?
A. They didn't want the disciples to steal the body
B. They cared about protecting Jesus' body
C. They thought Jesus would come back to life
D. They wanted to look powerful
3. What message did the angel give the women who came to the tomb?
A. Come back later
B. Jesus has risen
C. Run from the guards
D. The stone was heavy
4. What did Peter and John see when they ran to the tomb later?
A. An angel sitting on the stone rolled away from the entrance
B. Jesus standing there
C. The linen cloths that had been wrapped around Jesus' body
D. Unconscious guards
5. Who were the first witnesses of Jesus' resurrection?
A. Women who came to the tomb
B. Peter and John
C. Thomas
D. Two followers on the road
6. How did Thomas know it was Jesus who appeared to him?
A. Jesus ate a meal
B. The doors were locked
C. The other disciples told him
D. Thomas felt the nail marks on Jesus' hands and the wound on his side
7. How did the resurrection change the disciples?
A. They boldly shared that Jesus died and rose again
B. They led an army against the Romans
C. They wanted to die
D. They were afraid to leave a locked room
8. What can we have because of Jesus' death and resurrection?
A. Peace and quiet
B. Happiness and goodness
C. Forgiveness and eternal life
D. Riches and power

Class Notes Answer Key

Circle the correct answer for each question.

1. Who placed Jesus' body in his tomb?

A. John

B. *Joseph of Arimathea*

C. Peter

D. Pontius Pilate

2. Why did the religious leaders want to place guards at Jesus' tomb?

A. *They didn't want the disciples to steal the body*

B. They cared about protecting Jesus' body

C. They thought Jesus would come back to life

D. They wanted to look powerful

3. What message did the angel give the women who came to the tomb?

A. Come back later

B. *Jesus has risen*

C. Run from the guards

D. The stone was heavy

4. What did Peter and John see when they ran to the tomb later?

A. An angel sitting on the stone rolled away from the entrance

B. Jesus standing there

C. *The linen cloths that had been wrapped around Jesus' body*

D. Unconscious guards

5. Who were the first witnesses of Jesus' resurrection?

A. *Women who came to the tomb*

B. Peter and John

C. Thomas

D. Two followers on the road

6. How did Thomas know it was Jesus who appeared to him?

A. Jesus ate a meal

B. The doors were locked

C. The other disciples told him

D. *Thomas felt the nail marks on Jesus' hands and the wound on his side*

7. How did the resurrection change the disciples?

A. *They boldly shared that Jesus died and rose again*

B. They led an army against the Romans

C. They wanted to die

D. They were afraid to leave a locked room

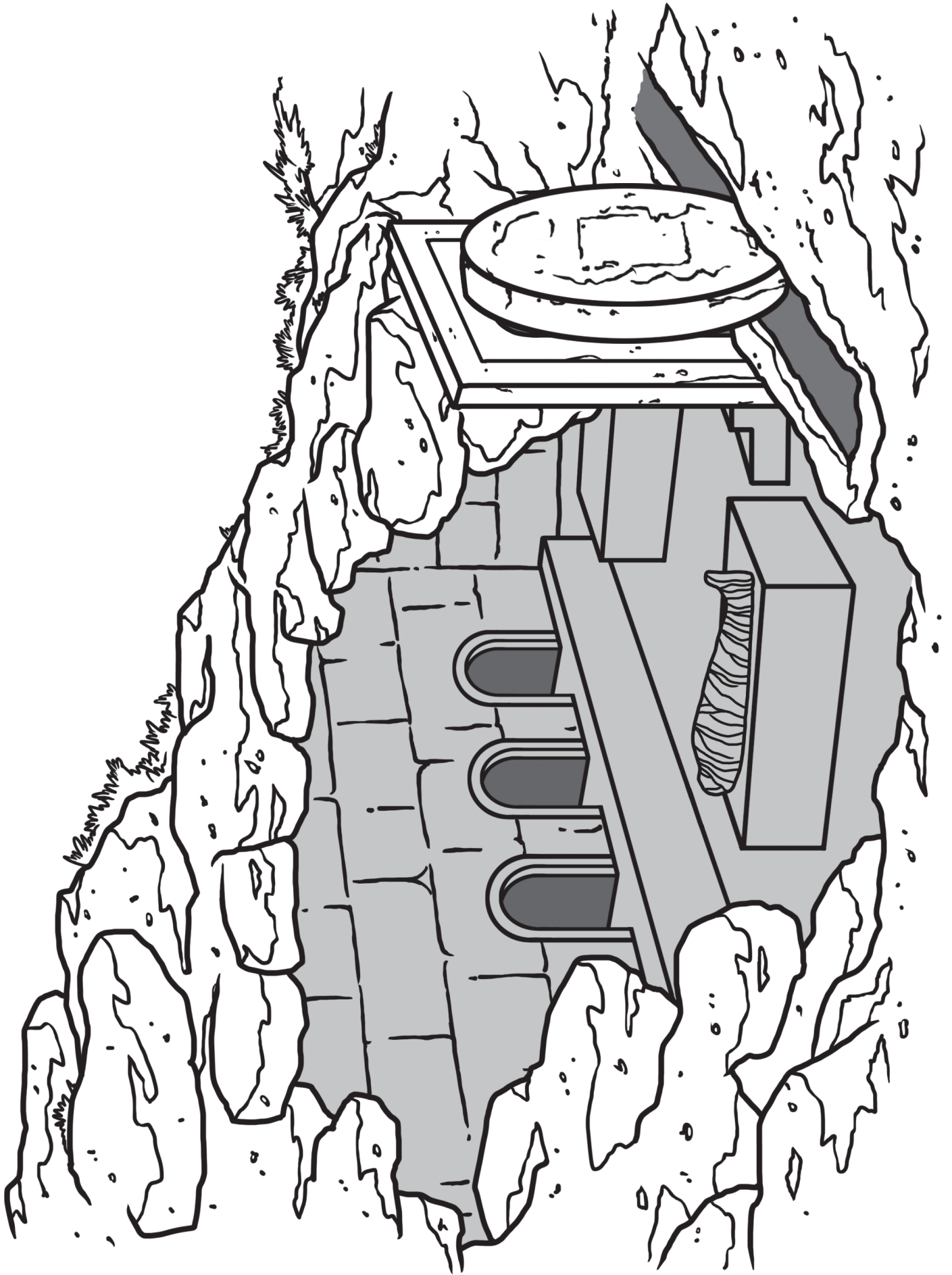
8. What can we have because of Jesus' death and resurrection?

A. Peace and quiet

B. Happiness and goodness

C. *Forgiveness and eternal life*

D. Riches and power



Review Questions

1. Name one of the Gospel books which record Jesus' crucifixion and resurrection. *Matthew, Mark, Luke, John.*
2. Who took Jesus' body off the cross and placed it in his tomb? *Joseph (of Arimathea).*
3. What did Joseph wrap Jesus' body in? *Linens.*
4. What covered the entrance to the tomb where Jesus was laid? *Stone.*
5. What were the religious leaders afraid the disciples would try to do? *Steal the body of Jesus and claim he'd risen from the dead.*
6. What did the leaders do to protect the tomb? *Sealed the stone and placed guards at the tomb.*
7. Who came to the tomb early in the morning to prepare the body of Jesus for burial? *Women who were followers of Jesus (Mary Magdalene and the other Mary).*
8. Who rolled the stone away from the tomb? *An angel.*
9. Why did the angel roll the stone away? *So people could see that Jesus had risen.*
10. What happened to the guards? *They were afraid of the angel and became like dead men (unconscious).*
11. What great news did the angel give the women? *Jesus was risen. He was alive!*
12. When the women ran to tell the disciples, who appeared to them? *Jesus.*
13. How did the disciples respond when the women said Jesus was alive? *They did not believe it.*
14. Which two disciples raced to the tomb to see it for themselves? *Peter and John.*
15. What did they see in the tomb? *The linens that had been wrapped around Jesus' body. The face cloth was lying folded and separate from the other linens.*
16. What lie were the guards paid to spread about what happened to Jesus? *That the disciples came and stole Jesus' body while they slept.*
17. Why were the disciples in a room with locked doors? *They were afraid of being arrested by the Jewish leaders for following Jesus.*
18. When Jesus appeared to the disciples in the locked room, which disciple wasn't there the first time? *Thomas.*
19. What did Thomas say he needed to do before he would believe that Jesus was alive? *See/touch the nail marks and the wound on Jesus.*
20. When Jesus appeared again when Thomas was there, what did Jesus do? *He showed Thomas his nail marks and wounds so he would know it was him.*
21. Why did John write his account of Jesus' resurrection? What did he want us to know about Jesus? *That Jesus is the Christ, the Messiah and Son of God.*
22. What Scriptures did Jesus use to teach the two followers on the road to Emmaus about himself? The Old Testament or the New Testament? *Old Testament.*
23. What can we have because of Jesus' death and resurrection? *Forgiveness and eternal life.*
24. How did the resurrection change the disciples? They went from being afraid to being what? *Bold witnesses for Jesus.*
25. What is one story that people make up about the crucifixion or resurrection because they don't believe that Jesus is God? *That Jesus didn't really die on the cross, that he didn't rise from the dead, that the disciples/women and others who saw Jesus after his resurrection were having hallucinations (imagining it).*
26. Who can say the memory verse, John 11:25? *Allow several students to quote the verse.*

Edible Empty Tomb

Materials

One of the following for each student:

- ☐ Small paper/plastic plates
- ☐ Graham cracker squares
- ☐ Mini chocolate donuts
- ☐ Mini round cookies
- ☐ Toothpicks
- ☐ Risen Labels (following page)

Enough to share:

- ☐ Vanilla frosting
- ☐ Green food coloring
- ☐ Plastic knives
- ☐ Tape
- ☐ Optional: cookie crumbles, sprinkles, decorative candies



Instructions

Before class: Print and cut out one Risen Label for each student. Prepare bowls of frosting (stir in green food coloring) and supply knives at each table. Cut off one edge of each donut just under the hole. Break graham crackers into squares.

During class: Pass out one plate and one graham cracker square to each student. Have students form a small circle of frosting in the center of their plate and gently press their cracker onto the frosting to hold it still. Then have students frost the top of the graham cracker.

Pass out one pre-cut donut and one cookie to each student. Have students press their donut, hole side down, onto the top of the frosted graham cracker to form the empty tomb. Then place one cookie next to the hole in the donut to represent the stone rolled away from the entrance. If desired, use cookie crumbles, sprinkles, or other candies to decorate the frosting around the tomb.

Have students color one Risen Label and tape it onto one end of a toothpick. Poke the opposite end into the donut as a flag.

Suggested Discussion

When the women came to the tomb where Jesus was laid, an angel had rolled away the stone that was in front of the entrance so they could see it was empty. The angel told them Jesus had risen just as he said. The women were so happy! They ran to tell the disciples the good news. We should be excited to share the good news of the resurrection with others, too!

Take this resurrection snack home with you and tell someone what it's all about before you eat it up!

Jesus is risen!

؛ﺋﻪﺳﻴﺎ ﺳﻰ ﺳﺮﺳﻪﻑ

Jesus is risen!

؛ﺋﻪﺳﻴﺎ ﺳﻰ ﺳﺮﺳﻪﻑ

Jesus is risen!

؛ﺋﻪﺳﻴﺎ ﺳﻰ ﺳﺮﺳﻪﻑ

Jesus is risen!

؛ﺋﻪﺳﻴﺎ ﺳﻰ ﺳﺮﺳﻪﻑ

Jesus is risen!

؛ﺋﻪﺳﻴﺎ ﺳﻰ ﺳﺮﺳﻪﻑ

Jesus is risen!

؛ﺋﻪﺳﻴﺎ ﺳﻰ ﺳﺮﺳﻪﻑ

Jesus is risen!

؛ﺋﻪﺳﻴﺎ ﺳﻰ ﺳﺮﺳﻪﻑ

Jesus is risen!

؛ﺋﻪﺳﻴﺎ ﺳﻰ ﺳﺮﺳﻪﻑ

Jesus is risen!

؛ﺋﻪﺳﻴﺎ ﺳﻰ ﺳﺮﺳﻪﻑ

Jesus is risen!

؛ﺋﻪﺳﻴﺎ ﺳﻰ ﺳﺮﺳﻪﻑ

Jesus is risen!

؛ﺋﻪﺳﻴﺎ ﺳﻰ ﺳﺮﺳﻪﻑ

Jesus is risen!

؛ﺋﻪﺳﻴﺎ ﺳﻰ ﺳﺮﺳﻪﻑ

Jesus is risen!

؛ﺋﻪﺳﻴﺎ ﺳﻰ ﺳﺮﺳﻪﻑ

Resurrection Race

Materials

- ☐ White board or paper
- ☐ Markers or pencils
- ☐ Eraser
- ☐ Masking tape

Instructions

Divide students into two teams (or more, based on class size). Divide the board into sections or supply paper attached to the wall or on a table for each team. Have markers or pencils available. NOTE: if you use paper, make sure markers won't soak through to the wall or table.

Write the phrase "Jesus is risen" on the board or on paper for reference. Use tape to mark a start line across the room from the board/paper and have teams line up. Explain that teams will be racing to complete the phrase "Jesus is risen," writing one letter at a time.

When you say "Go!" the first students will race to the board/paper, write the letter J, leave the marker there, run back to the line, and tag the next person. The next students will run to write the letter E and so on until teams complete the phrase. The first team to complete the phrase and return to their line wins.


You may repeat the race, giving the students a new phrase to complete (e.g., Jesus rose from the grave, Jesus is alive, The tomb is empty, or Resurrection Day) or having students run backwards, hop, or complete another action to get across the room and back.

Suggested Discussion

A lot of running happened in our lesson today. The women raced to tell the disciples that Jesus appeared to them. Peter and John raced to the empty tomb. And the two followers Jesus spoke to on the road hurried back to Jerusalem to tell others they'd seen Jesus.

Jesus' followers were excited to hear the good news that Christ had risen. Jesus conquered death so we can have forgiveness and eternal life. We should be excited to share this message with our friends and family, too.

Name _____



Jesus rose from the dead.

Name _____

Word Search

ANGEL
APPEARED
BOLD
BODY

DISCIPLES
EMPTY
GUARDS
JESUS

LINENS
RAN
RISEN
STONE

THOMAS
TOMB
WITNESSES
WOMEN



Word Search Answer Key

ANGEL
APPEARED
BOLD
BODY

DISCIPLES
EMPTY
GUARDS
JESUS

LINENS
RAN
RISEN
STONE

THOMAS
TOMB
WITNESSES
WOMEN

